

# Statistics for Mission



# What is Statistics For Mission?

- An annual survey of **attendance and participation**.
- It covers the whole **Church of England**.
- Statistics for Mission has been **collected since 2011**.  
Previously church statistics.
- Data is collected through the **Online Parish Returns System**.
- Dashboard **reports** are available to parishes.

# Key Data Collected

- Worshipping Community
- Parish Electoral Roll
- Attendance
  - Weekly attendance during October
  - Usual Sunday Attendance
  - Christmas and Easter attendance
  - Fresh Expressions / New Congregations
- Baptisms, Marriages, Funerals
- Additional Questions


# Parish Return Online Portal

- Parish Returns Online Portal
- Collects data for
  - Statistics for Mission
  - Parish Finance Return
  - Energy Footprint Tool
- Logins are provided by the Diocese

The screenshot displays the 'Online Parish Returns System' interface for 'THE CHURCH OF ENGLAND'. The top navigation bar includes 'Enter Your Data', 'View Data', and 'Users Menu', along with a 'Log out' button. Below the navigation, the user is logged in as 'Graham Handley' and the current diocese and church are indicated. The main content area is titled 'Enter Your Data' and features three primary sections:

- 2023 Return of Parish Finance:** Shows '0% complete' and 'Not Submitted'. It includes a yellow notification box stating 'This form will open for data entry on 1 January 2024'.
- 2023 Statistics For Mission Return:** Shows '53% complete' and 'Not Submitted'. It includes a purple 'Enter Your Data' button, a yellow notification box for a 'Deadline for submission: 31 January 2024', and buttons for 'Submit Data', 'Download PDF', and 'Import ACNY Service Register'.
- Energy Footprint Tool 2022:** Shows '100% complete' and 'Submitted'. It features a green 'View Report / Submit Data' button and a 'Paper Copy' button. A yellow notification box states: 'The EFT deadline has been extended until 31st August 2023. However, for this year the system will remain open beyond this date to help churches complete their energy audits. Any returns received after the 31st August 2023 will not be included in the national statistics'. A 'wilo' logo is visible at the bottom right of this section.

# Statistics for Mission Online Form

 THE CHURCH OF ENGLAND  
Online Parish Returns System

Enter Your Data View Data ▾ Diocese Menu ▾ Users Menu ▾ [Log out](#)

2023 Statistics For Mission Return - Parish:

A: Electoral Roll  
0 of 3 complete 0%

B: Easter/Christmas  
0 of 6 complete 0%

C: October Count  
0 of 56 complete 0%

D: Acts of worship in schools  
0 of 1 complete 0%


E: Church at Home

F: Worshipping Community  
0 of 13 complete 0%

G: Fresh Expressions

H: Baptisms, Weddings, and Funerals  
0 of 15 complete 0%

We hope that most questions will be simple to answer, but we recognise that others might be difficult to answer in your context. We're keen to find out anything you can tell us, and your best approximation is fine if you don't have precise numbers.


Churches Included  [Select all that apply]

1a. How many people were on the ecclesiastical Electoral Roll for your parish as reported at your Annual Parochial Church Meeting in 2023?  
✓ Please write "unknown" if the figure is not available

1a. Number on the ecclesiastical electoral roll for your PARISH

1b. If your parish has more than one church and also keeps a separate roll for your church, please also provide the total electoral roll for the church.  
✓ Please write "N/A" if this is not applicable to your church

1b. Number on the CHURCH Electoral Roll

2. How many people attend your church in person on a usual Sunday, when there is a service? 

2a. Adults (16 years old and over)

2b. Children and young people (under 16 years old)

[Next](#) [Save and Return to Menu](#) [Report Problem / Give Feedback](#)


# A Church Near You Service Register

- Manually **add services** or pull services through from you're ACNY calendar
- Enter, view, **edit or delete** entries, or **export** to a spreadsheet
- Automatically prepopulate your **Statistics for Mission** return



2022 Statistics For Mission Return


**1% complete** **Not Submitted**

Created: 21-02-2023 15:01:32  
Last Modified: 21-02-2023 15:01:32

 Enter Your Data

Deadline for submission: 31 March 2023

 Submit Data  Delete

 Import ACNY Service Register

# Charts and Dashboards

The screenshot displays the 'Charts & Dashboards' section of the Church of England Online Parish Returns System. The interface includes a purple header with the logo and navigation options: 'Enter Your Data', 'View Data', and 'Users Menu'. A 'Log out' button is located in the top right corner. Below the header, a light blue bar shows the user is logged in as 'Graham Handley' and provides fields for 'Diocese:', 'Parish:', and 'Church:'. The main content area is titled 'Charts & Dashboards' and features two dashboard tiles: 'Statistics for Mission Dashboard' (with a bar and line chart) and 'Finance Dashboard' (with a stacked bar chart). Below these is a section for 'Census & Deprivation Data' with a text description and a URL. At the bottom, there is an interactive map of the Greater Manchester region with a search bar and navigation controls.

THE CHURCH OF ENGLAND  
Online Parish Returns System

Enter Your Data View Data Users Menu Log out

Logged in as: Graham Handley Diocese: Parish: Church:

## Charts & Dashboards

Statistics for Mission Dashboard

Finance Dashboard

### Census & Deprivation Data

Use the interactive map below to see census and deprivation information mapped onto Church of England parishes. To see the full interactive parish map, please visit <http://arcg.is/1j010T>

Find address or place

Greater Manchester Littleborough Huddersfield

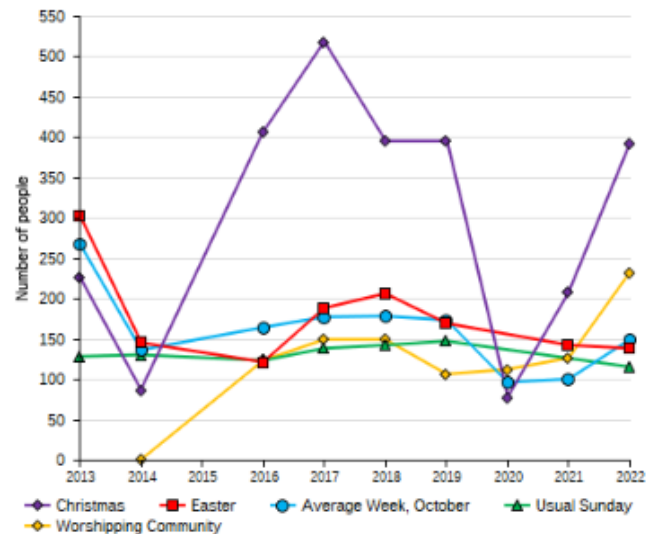
# Charts and Dashboards

## Statistics for Mission Dashboard - Parish:

[Download Report](#) [Go back](#) Reporting Level

This dashboard contains figures as submitted by churches currently in the parish. Attendance statistics have been taken from annual Statistics for Mission returns. Variations in attendance from year to year may be the result of changes in the number of churches that submitted returns, or changes in parish/benefice structure.

### 1. Attendance Summary, (2013-2022)



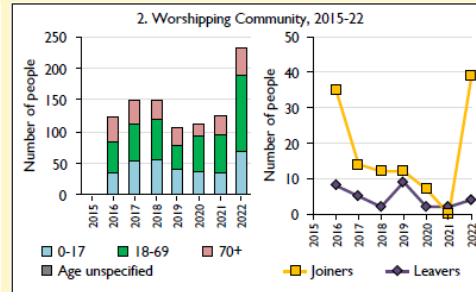
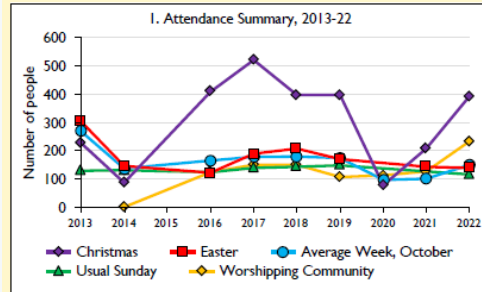
	2013	2014	2015	2016	2017	2018	2019	2020	2021	2022
Christmas	226	86	-	406	518	395	395	77	207	391
Easter	302	145	-	121	188	206	169	-	142	138
Average Week, October	267	136	-	164	177	178	173	96	100	149
Usual Sunday	128	130	-	123	138	142	147	-	-	115
Worshipping Community	-	0	-	123	149	149	106	112	126	232

N.B. Because of the disruption caused by the COVID-19 pandemic, churches were not asked to report their Usual Sunday attendance for 2020 or 2021, or their Easter attendance for 2020

- Christmas: Christmas Eve & Christmas Day;
- Easter: Easter Eve & Easter Day;
- Average week, October: includes Sunday and midweek church services & fresh expressions in October but excludes attendance at services for schools;



# Charts and Dashboards



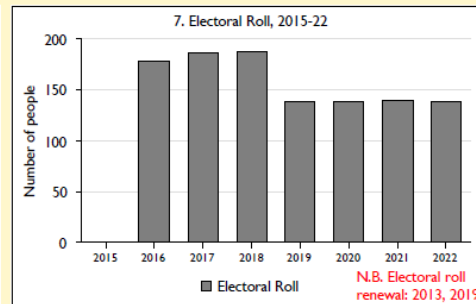
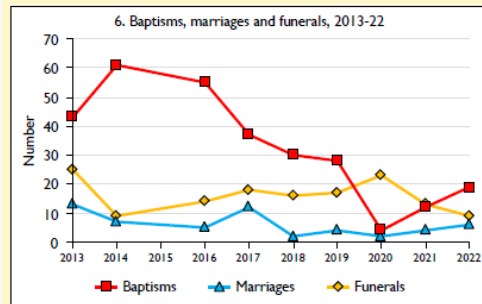
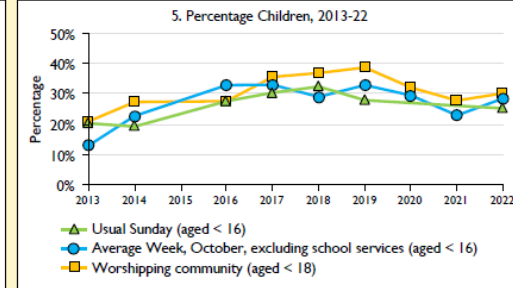
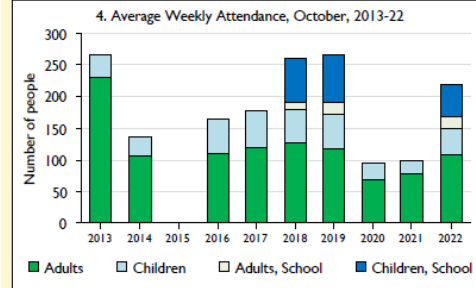
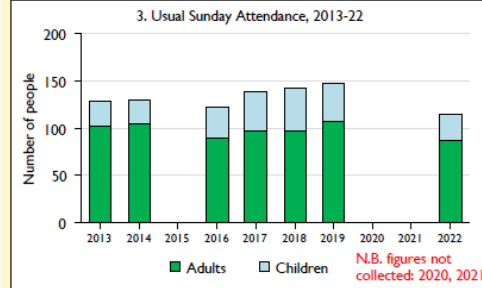
**Parish Census and deprivation summary**  
Parish population (2018): 9937

	Parish	Diocese	National
% aged 0-17	22%	21%	21%
% aged 18-44	36%	33%	37%
% aged 45-64	28%	28%	25%
% aged 65 & over	14%	18%	16%
% Christian	67%	68%	59%
% non-Christian religion	33%	32%	41%

Parish deprivation rank (IMD 2019): 3154  
(1=most deprived parish in the Church of England, 12,307=least deprived)

For more detailed census & deprivation info: see <http://arcgis/1RaS4CS>  
<https://www.churchofengland.org/researchandstats> and  
<http://www2.cuf.org.uk/poverty-england/poverty-map>

**Number of churches in parish (2023): 1** **Parish Code: 590322**



This dashboard contains figures as submitted by churches currently in the parish  
**Attendance statistics:** taken from annual Statistics for Mission returns.  
**Average weekly attendance:** attendance at Sunday and midweek church services & fresh expressions in October; Figs 1 & 5 do not include attendance at services for schools.  
**Easter:** Easter Eve & Easter Day; **Christmas:** Christmas Eve & Christmas Day.  
**Baptisms:** all baptisms & thanksgivings.  
**Marriages:** marriages and services of prayer & dedication after civil marriages.  
**Funerals:** those held in church & at crematoria/cemeteries.  
Because of pandemic-related church closures, Easter figures were not collected in 2020.  
**Census data:** taken from the 2011 national Census and the 2018 population update.  
**Deprivation statistics:** IMD taken from the English Indices of Deprivation, published by the Ministry of Housing, Communities & Local Government, Sept 2019.  
The above statistics have been mapped onto parish boundaries so are approximations.  
For more information, see: <https://www.churchofengland.org/researchandstats>

Variations in attendance from year to year may be the result of changes in the number of churches that submitted returns, or changes in parish/benefice structure.  
Number of churches included in returns: 2013 1;2014 1;2015 0;2016 1;2017 1;2018 1;2019 1;2020 1;2021 1;2022 1.  
Produced by Data Services, Church House, Great Smith Street, London SW1P 3AZ. Date of production: 10/11/2023.  
Every effort has been made to ensure that data are reliable. We would be pleased to be notified of any significant errors or omissions by email to [statistics.unit@churchofengland.org](mailto:statistics.unit@churchofengland.org)

# Support is available

For Churches

## Statistics for Mission

Each year the national church asks churches to return a range of information about the number of people coming to church and to special services through the year. We will support you through this process.

This information is used to inform national church statistics. It is also converted into dashboards which provide local snapshots of the church community.

The National Church requests that all data is submitted by the end of January of the following year.

### How we collect the statistics

In the Diocese of Sheffield, we use the Church of England online Parish Return system to submit both Statistics for Mission and Financial Summary Returns. We encourage parishes to enter the information directly onto the system as this reduces the administration load and also gives you more control over the data although helpful forms can be downloaded to make this process easier.

[Online Parish Return System](#) →


[Online System User Guide](#) →

**IN THIS SECTION**

- For Churches** →
- Worship & Prayer →
- Welcome & Belonging →
- Church Growth, Evangelism & New Congregations →
- Generosity & Finance** →
- Generosity & Giving
- Exploring Biblical Generosity
- Equipping for Sustainability
- Common Fund
- Grants
- Finance & Statistics
- Church Buildings →
- Deliberately Digital →
- Social Transformation →
- Communications & GDPR →
- Mission Action Planning →

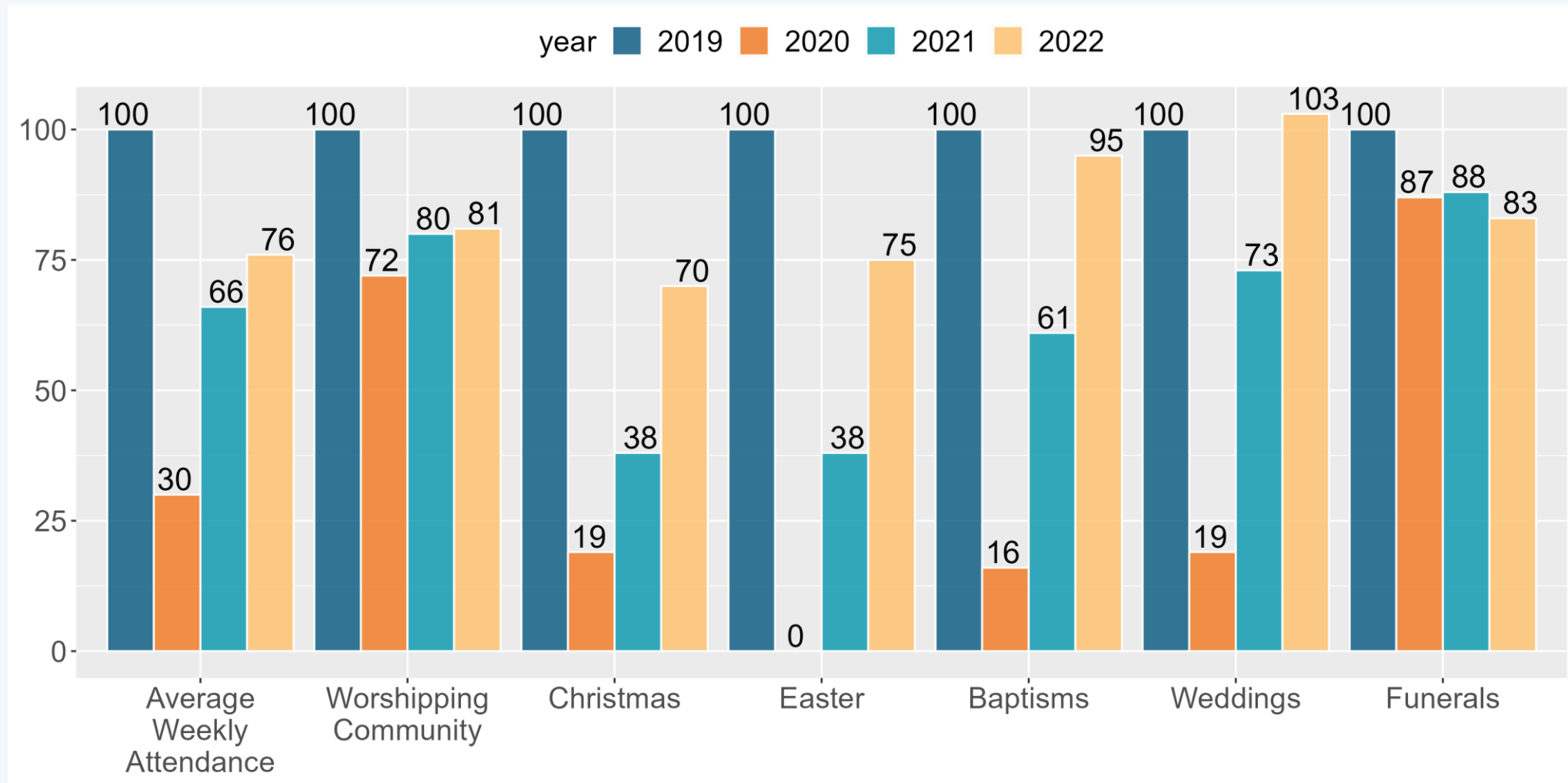
# Why is the data useful?

- Data from all churches are aggregated to produce a annual **National Report**.
- Statistics can help us **see more clearly** what the **church** and the **community** we serve is like and inform the **planning** for the mission and ministry of the church.
- Share **Good News Stories**

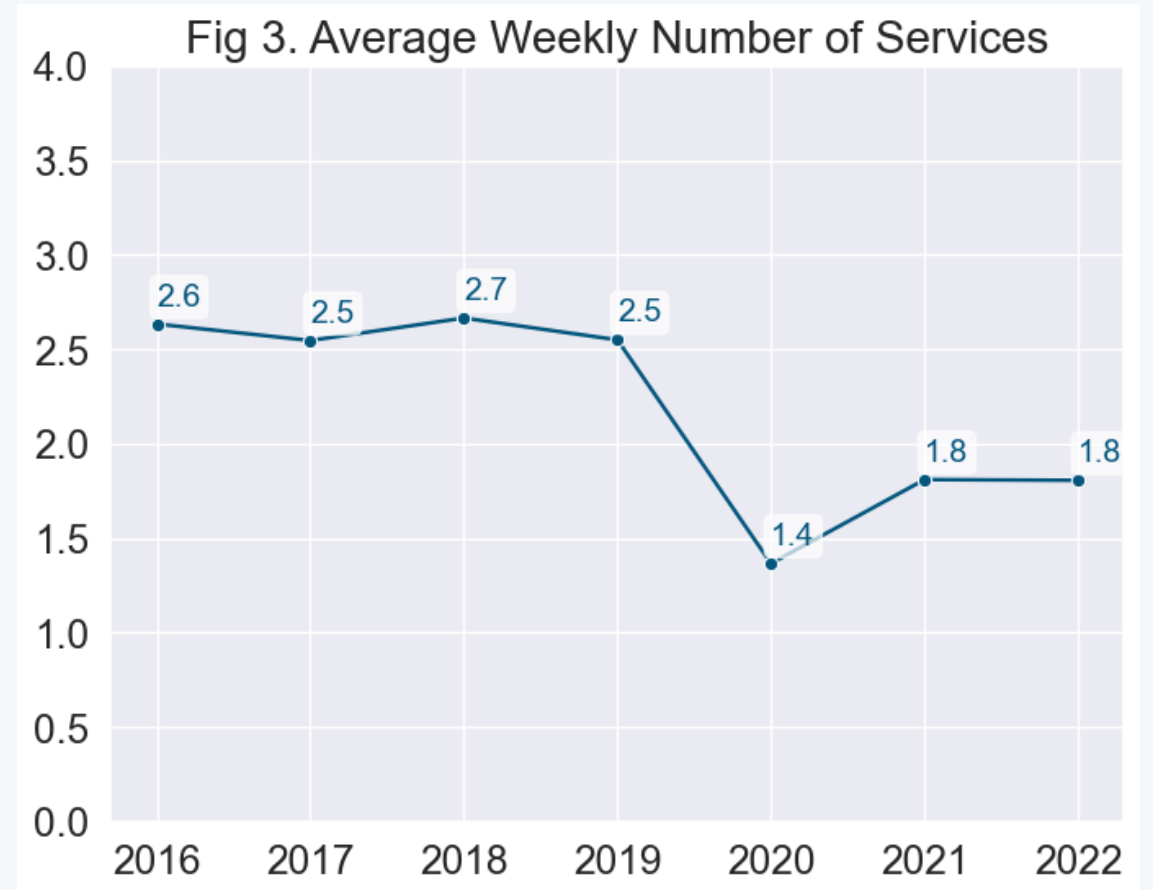
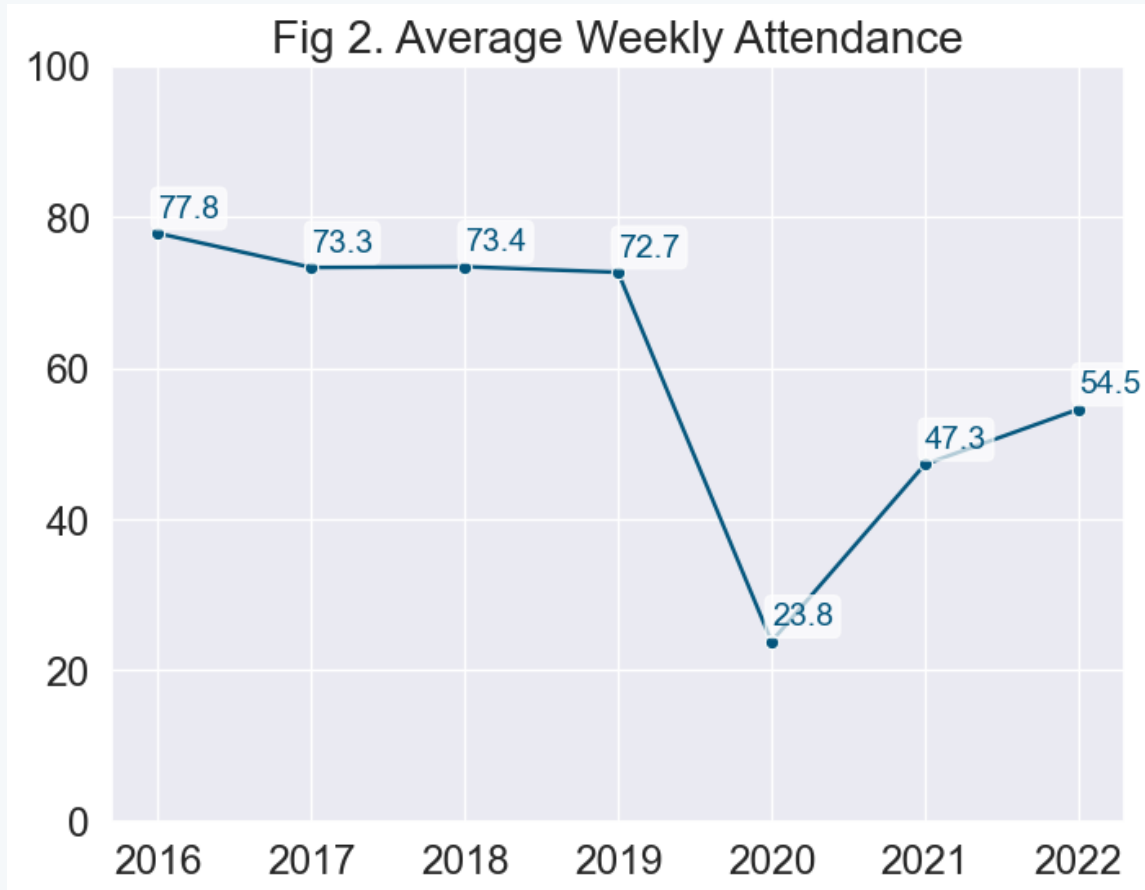


The screenshot shows a news article on a website. The main headline is "St Matthew's Carver Street gets congregation boost" in a large, bold, blue font. Below the headline is a sub-headline: "The team at St Matthew's says the number of worshippers at the church grew in 2022, and is increasing again this year." There are two orange buttons labeled "CHURCH GROWTH" and "NEWS". Below these is a "Share:" section with icons for Twitter, Facebook, and LinkedIn. The main image is a photograph of a church interior during a service, with people seated in pews and a priest at the altar. On the left and right sides of the article, there are vertical panels with various filters and checkboxes, such as "contextual filters", "Resource Church", "SDF", "Grafting Church", "Received Graft", "Grafting or Received", "Capacity", "25 Most Deprived", "Centenary Project", "Fossil Ministry", and "2022 SFM".

# Changes in Attendance and Participation

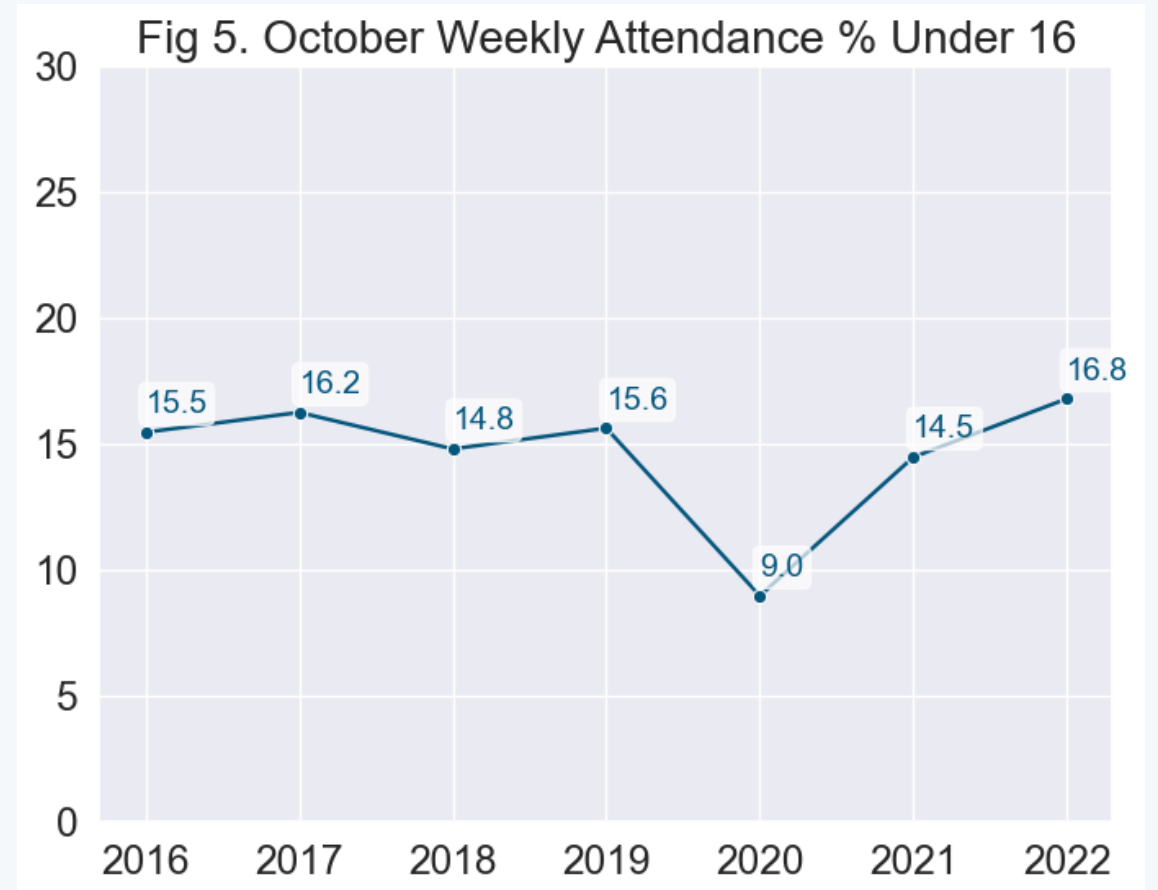
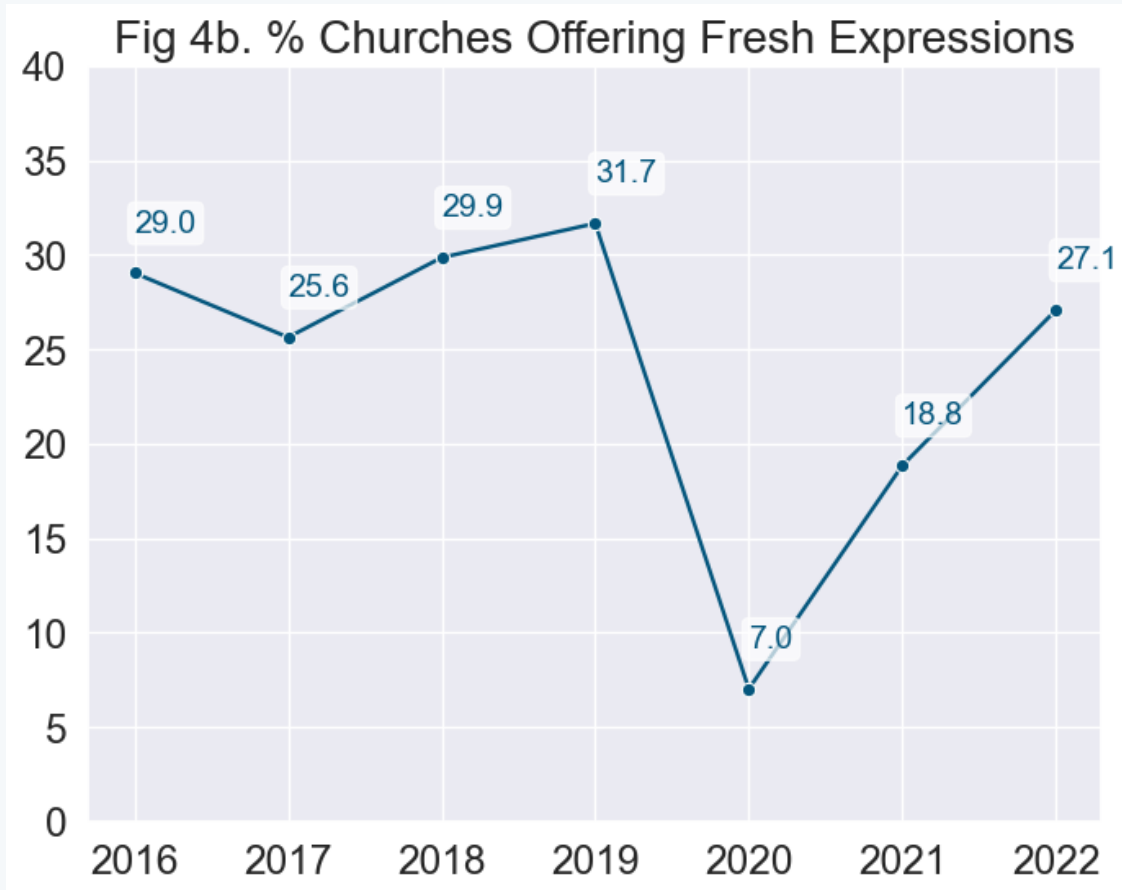


# October Attendance Averages

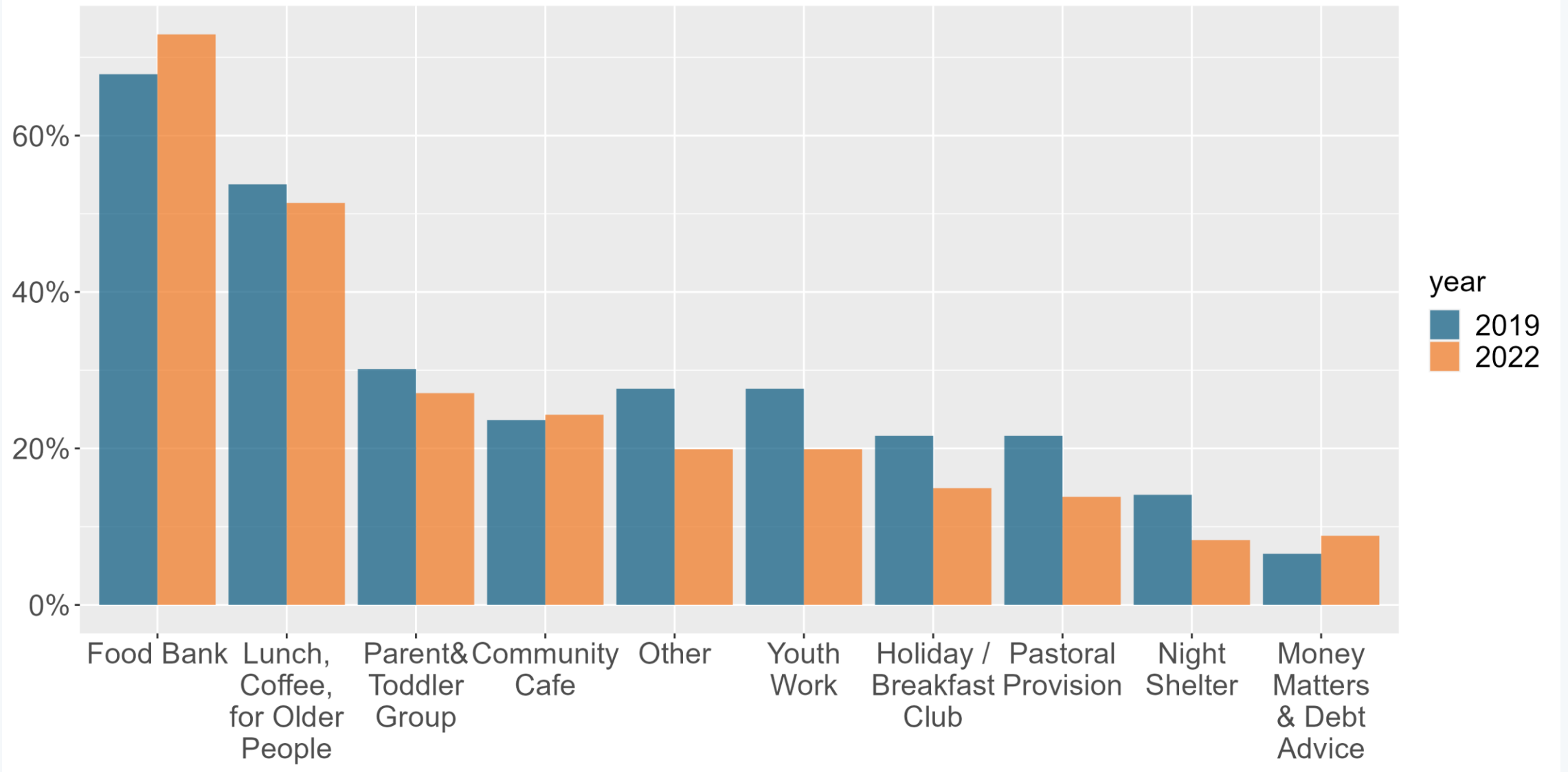


# October Attendance

## Fresh Expressions and % Children



# Social Action



# 2023 October Count

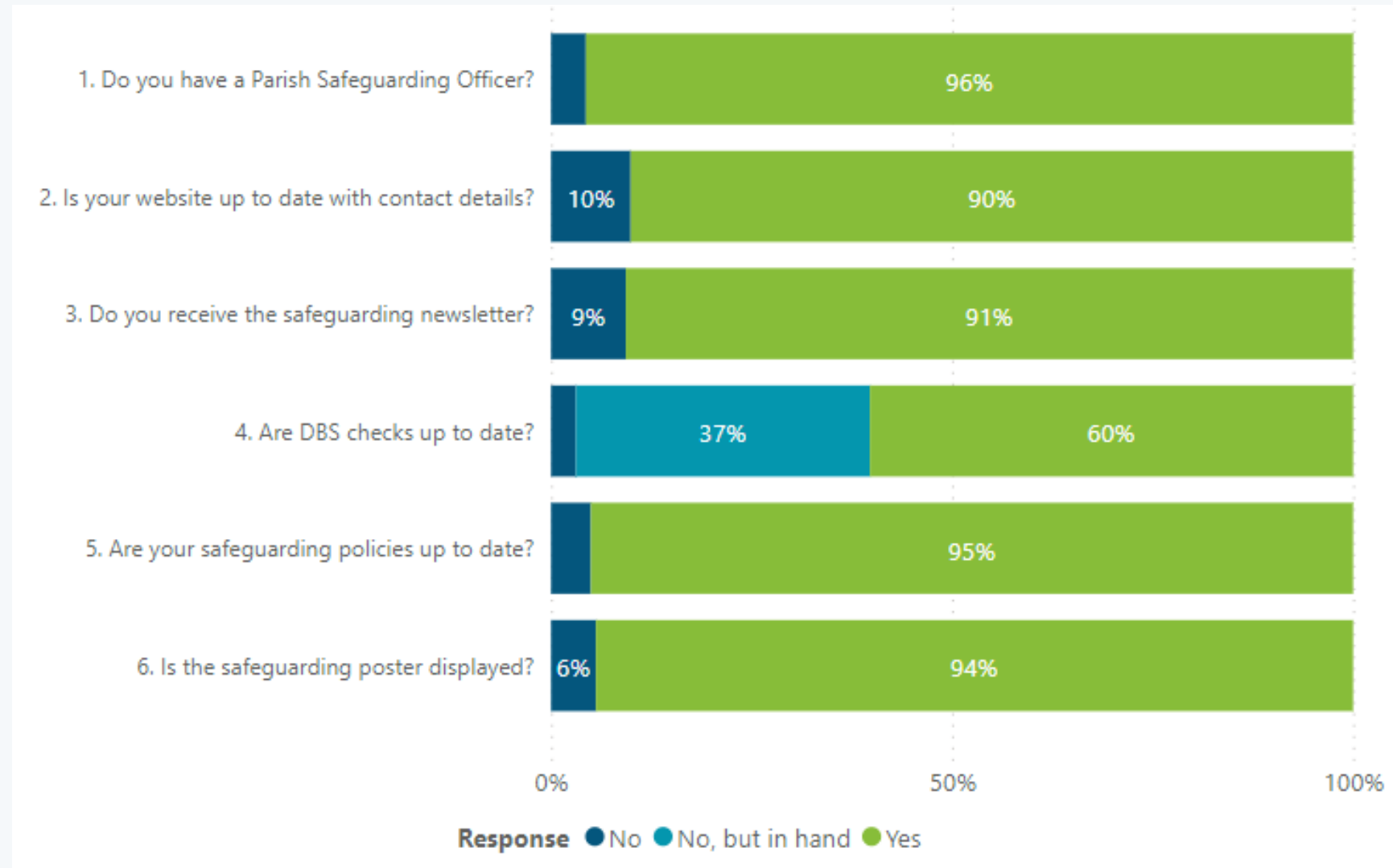
- Online Parish Returns system is open early to collect **October Count** data.
- Request parishes submit:
  - **November** – please submit your **October Count** data
  - **January** – please submit the **remaining questions** in the Statistics for Mission return



# Articles of Enquiry

- Safeguarding
- Buildings
  - Quinquennial Inspections
  - Maintenance
  - Environment
- Diversity, Inclusion & Participation

# Articles of Enquiry



# Thank you!

If you have any further questions, please get in touch.

Email: [graham.handley@sheffield.anglican.org](mailto:graham.handley@sheffield.anglican.org)

Phone: 07874 870157

Website: [www.sheffield.anglican.org](http://www.sheffield.anglican.org)